

Dept # 82 - Open Vegetable Show

2026



Facebook <https://www.facebook.com/veggieshow/>

Email veggieshowsussex@gmail.com

Website www.eieiosussex.com

Phone 973-327-3552

Exhibits will be on display **Friday, July 31st – Saturday, August 8th**, in the Greenhouse **Judging will take place on Sunday August 2nd.**

Rules and Information

1. Entry is open to all who wish to exhibit.
2. All exhibitors are encouraged to preregister their entries. **Each** exhibitor must enter on his or her own entry form.
3. **\$10.00 FLAT FEE** - Entry will not be processed without an entry fee. Make checks payable to New Jersey State Fair, Agriculture Division. **There is NO entry fee for CHI (Children's) or the CHB (Children's Basket, Garden, Sculpture) sections.**
4. **PASSES - to be eligible to receive a fair pass, the entry with payment must be received by the fair office by July 10th.** If you already receive a pass from another department or sponsor, vendor, 4H, please do not request a pass. **No passes will be provided for children under the age of 6.**
5. Entries will be accepted at the fairgrounds at the greenhouse near Gate # 1 on **Friday, July 31st from 4:00 pm to 8:00 pm and on Saturday, August 1st from 7:00 am to 10:00 am. NO exhibits will be accepted after 10:00 am on Saturday August 1st and all entries must be placed on the qualifying tables by 11:00 am. Please indicate on the entry form which day you are planning to bring your exhibits.**
6. **Judging will take place on Sunday, August 2nd early in the morning.**
7. The show area will be closed to both exhibitors and the public during take-in and judging and will reopen as soon as possible following the conclusion of judging. Only Vegetable Show Team Members will be allowed in the show area during take-in and judging.
8. Exhibitors will prepare their entries and place them on the **qualifying table. Vegetable Show Team Members will place qualified entries on the show tables.**
9. The decision of the judge(s) is final.
10. Exhibits, Ribbons and Premiums may be picked up from **10:00 am to 12:00 noon on Sunday, August 9th ONLY.** **Please check the box on the entry form if you do or do not wish ribbons. If left unchecked, no ribbons will be issued.*
Rosettes (Best in Show) are placed with the exhibit after judging and it is the responsibility of the exhibitor to retrieve the rosettes on **Sunday, August 9th** as they will NOT be assembled with the Excellent, Very Good or Good ribbons.
NO Ribbons or Rosettes will be mailed. Premium checks will be mailed to exhibitors if not picked up on Sunday, August 9th.
****Removal of exhibits, ribbons or rosettes prior to the specified time will result in forfeit of premium checks** (unless prior arrangements are made) *Please check the box on your entry form if you will DONATE or pickup your exhibits as noted above. If left unchecked, the committee members will place the exhibits in the donation boxes starting on Sunday August 9th.**
11. All exhibits must be grown and selected by the exhibitor.
12. Entries not meeting the criteria as set forth in the rules **will be disqualified** and will not be judged.
13. An exhibitor may make more than one entry in a class provided each entry is a different variety. If entering more than one variety in a class, the **variety names must be listed on the entry form.**
14. **For Classes OTHER – HER (class 18), OTHER-VEG class (23), OTHER-FRUIT (24)– the Name/Variety of your exhibit MUST be listed on your entry form. Please do not enter in any "other" category without stating what the exhibit will be.**
15. All specimens displayed must be wiped clean but **not washed.**
Onions, shallots and garlic are **not to be peeled beyond the very outer wrappers. Do not remove the roots.**
For Potatoes, do not wipe the skin off or your exhibit will be downgraded.
16. Vegetables should be of uniform size, shape, and maturity and be free of blemishes, and **MUST BE** in the number specified for each class. Greater or lesser numbers of specimens will result in disqualification.
17. Leafy vegetables, herbs & pollinators must be displayed in a **clear glass container** with water. Bottles/jars will be provided.
 - Leafy vegetables must be submitted with 5 leaves
 - Herbs with 3 stems except for chives & thyme (8-12 stems)
 - Pollinators – 3 flowering stems
18. Tomatoes: **Cherry & cluster-type tomatoes** must be submitted as 3 clusters on stem, at least 3 in a cluster.
Plum type tomatoes may be entered as 3 clusters (minimum 3 in a cluster **OR** 3 individual tomatoes) – your choice.
All tomatoes must have stem attached. Green tomatoes are acceptable.
19. Tops of root crops must be trimmed to approximately 1 inch, except for garlic, which must be trimmed **between 1-2"**.
20. The committee defines heirloom varieties as those meeting the following criteria: a named variety that is open pollinated (nonhybrid), possessing a history of its own and having been in existence for at least 50 years.
21. Miscellaneous (other) classes may be subdivided if warranted by number of entries of any one type of vegetable.
22. To be designated as **Best in Show (Class)**, an exhibit must have been judged excellent regardless of the number of entries in the class.
23. Specimens showing signs of deterioration throughout the course of the week will be discarded at the discretion of the committee.

OPEN VEGETABLE SHOW SECTIONS & CLASSES

Any named variety is acceptable. Please include the variety names on the entry form.
This aids the judging process and enables us to answer questions from fairgoers during the fair.

Entry Fee Table for VEG, HER, POL, FRU, GAR, BAS, CHI, CHB	
Flat Fee – individual entry form (whether you enter 1 exhibit or 100 exhibits)	\$ 10.00
CHILDREN’s entries (classes CHI & CHB only) <i>Exhibitor must be 13 or under</i>	FREE

Section VEG – Vegetables

Class number and description

1. Beans, snap – bush or pole, any color – 10 pods constitute one exhibit
2. Beets – 3 roots, tops trimmed to approximately 1"
3. Carrots – 3 roots, tops trimmed to approximately 1"
4. Sweet Corn – 3 ears, with window approximately 1" x 1 ½ " cut through husk so that kernels are visible
5. Cucumber, slicing – 3 specimens
6. Cucumbers, pickles – 6 specimens
7. Eggplant – 1 specimen
8. Kale and/or Swiss Chard – 5 leaves, displayed in a clear glass bottle/jar with water
9. Onions–3 bulbs, not peeled, tops trimmed to approximately 1", **do not remove the roots (roots should not be trimmed to less than ½")**.
10. Peppers, sweet, any color – 3 specimens
11. Peppers, hot, any color – 3 specimens
12. Peppers, frying, any color – 3 specimens
13. Potatoes, any color – 3 specimens
14. Summer Squash, yellow, straightneck, crookneck or yellow zucchini – 1 specimen
15. Summer Squash, zucchini (green variety) – 1 specimen
16. Winter Squash (includes acorn, buttercup, butternut, Hubbard, spaghetti or other winter varieties) – 1 specimen
17. Tomatoes, standard round varieties– 3 specimens, see rule # 18 – all tomatoes must have stem attached
18. Tomatoes, beefsteak type – 3 specimens, see rule # 18 – all tomatoes must have stem attached
19. Tomatoes, cherry – 3 clusters, see rule #18 - 3 clusters on stem, at least 3 in a cluster
20. Tomatoes, plum* –may be entered as 3 clusters (minimum 3 in a cluster or 3 individual tomatoes)., see rule #18
*Plum tomatoes may be entered as 3 clusters or 3 individual specimens.
If entering as 3 individual specimens, they need to be removed from the cluster.
21. Tomatoes, cluster type – 3 clusters, see rule #18 (cluster “on vine” type tomatoes that are not typically a cherry or plum type) Examples: Early Cascade, Garden Peach, Cluster Goliath or any type of tomato displayed on a cluster (minimum 3 tomatoes/cluster & 3 clusters must be submitted).
22. Heirloom Tomatoes, any type – 3 clusters of cherry, plum* or cluster type varieties, 3 specimens of standard, beefsteak and plum*, see rules 18 & 20. *Plum tomatoes may be entered as 3 clusters or 3 individual specimens. If entering as 3 individual specimens, they need to be removed from the cluster.
23. Other Vegetable –any named variety for which no class is listed. **Vegetables only for this class.** Please be specific on your entry the name/variety of your entry (Examples: Rhubarb, Turnip, Leeks, Peas). Class items from prior years such are gourds, shallots, patty pan squash and heirloom vegetables should be entered in this class. For larger vegetables such as squash, pumpkins, cabbage or melons (1 specimen), Others (3 specimens), Smaller vegetables such as peas (10 specimens). Broccoli may be placed in a jar with water.
24. Most Unusual – show off a vegetable oddity and give it a creative name or caption on which to be judged.
25. Show us your **GIANTS** – *Think you grow the biggest produce on the block – then show it off!!*

Limited to:

• Giant Tomato	• Giant Onion	1 specimen is considered an entry – you may enter one specimen in any or all of these subcategories All entries in this class will be judged on <u>weight</u>, NOT size
• Giant Pepper	• Giant Potato* *no sweet potatoes	
• Giant Cabbage	• Giant Pumpkin	

Section HER – Culinary Herbs - *The following rules pertain specifically to the herb classes:*

- Must be in a clear glass jar with no accessories.
Stems must be able to be removed individually for judging. Bottles/Jars are provided
- **Three stems constitute one exhibit** unless specified otherwise.
- Herbs are to be a **minimum of 3”** and a **maximum of 12”** in height
except for Bergamot (Bee Balm) – maximum height 18” and Dill -maximum height up to 24”.
- With the exceptions of bergamot, dill, and lavender, there should be **no open flowers** on herbs; flower **buds** are ok
- Herbs will be deemed culinary or not culinary at the judge’s discretion. Any disputes will be referred to online herb references available. ***If any reference notes that the variety is not a culinary herb or its main use is for medicinal purposes, the entry will be disqualified.***
- Remove leaves below water line
- Depending on the size of the bottle/jar, you may use a wedge of some type (tissue, foam, bubble wrap) to prevent the exhibit from dropping down into the water.
- Do not use rubber bands to hold stems together – they must be able to be removed individually for judging

Class number with description (3 stems constitute one exhibit unless specified otherwise)

1. Basil, sweet green
2. Basil, any other
3. Bergamot (Bee Balm) * **may have open flowers – maximum height up to 18”**
4. Catnip (**no Catmint** aka flowering nepetas)
5. Chives – 8 – 12 stems – **stems may have more than 1 leaf**
6. Dill – 3 seed heads, * **may have open flowers - maximum height up to 24”**
7. Lavender * **may have open flowers**
8. Lemon Balm
9. Marjoram or Oregano
10. Mint, green types (peppermint, spearmint)
11. Mint, citrus/fruit varieties
12. Mint, other types
13. Parsley, curly leaf
14. Parsley, flat leaf
15. Rosemary
16. Sage – perennial (no Russian Sage)
17. Thyme – 8 – 12 stems
18. Other Culinary Herb – any culinary herb for which no class is listed, **up to 15 entries per exhibitor**. *No strictly medicinal or poisonous herbs. Class items from prior years (French Tarragon & Tropical Sage) should be entered in this class.*
19. Herb Bouquet - bouquet consisting of 3-5 culinary varieties **listed above, any height**. All herbs in this class may be flowering. Each variety included in the bouquet should be an exhibit of 3 stems or as listed above. **Must be displayed in a clear glass jar**. Jars will be provided.

Section FRU – Fruit & Edible Nuts

Exhibit your homegrown fruit in the classes listed below:

1. Apples – 3 specimens of the same variety
2. Berries – 10 berries of the same variety
3. Grapes – 1 cluster
4. Peaches – 3 specimens of the same variety
5. Plums - 3 specimens of the same variety
6. Edible Nuts (**no peanuts**) - 10 specimens of the same variety, harvested within the last year
7. Other Fruit (ex: apricots, cherries, pears) - For larger fruits such as pears or apricots (3 specimens), Smaller vegetables such as cherries (10 specimens).



Section GAR – Garlic

- The outermost layer of garlic bulbs may be removed, but the bulb is not to be peeled to the extent that individual cloves are either distinguishable or exposed.

Class number and description

All bulbs must have TOPS trimmed between 1-2"


DO NOT REMOVE THE ROOTS

- | | | |
|-------------------------------|---------|---|
| 1. Garlic, softneck varieties | 3 bulbs | Roots should not be trimmed to less than ½" |
| 2. Garlic, hardneck varieties | 3 bulbs | Roots should not be trimmed to less than ½" |

Section POL – Pollinators – Cut Flowers

Pollinator flowers provide essential nectar and pollen for butterflies, bees, birds, and beneficial insects.

Plant your garden with pollinators and/or look around the fringes of your garden for pollinators (these may be native plants and some are considered "weeds". Exhibit them as cut flowers this year in the Open Vegetable Show!



The following rules pertain specifically to the pollinator classes:

- Must be displayed in a clear glass bottle/jar with no accessories (except for Class 13).** Bottles/Jars are provided
- Three flower stems constitute one exhibit
- The height of the exhibit should be typical for variety.
- Remove leaves below water line
- Do not use rubber bands to hold stems together – they must be able to be removed individually for judging
- Select your exhibit so the stem supporting the bloom is strong and proportionate to the flower.
- The leaves should be in good condition and proportional in size to the bloom and stem.
- An exhibitor may enter more than one entry in a class provided each entry is a different variety. If you enter more than one variety in a class, the **variety name must be listed on the entry form.**

Class number with description

- Coneflower - 3 flower stems, same variety
- Cosmos- 3 flower stems, same variety
- Marigold - 3 flower stems, same variety
- Sunflower - 3 flower stems, same variety
- Zinnia- 3 flower stems, same variety
- On the fringes of your garden pollinators (natives and some "weeds" are your friend) – these are NEW this year:*
- Goldenrod - 3 flower stems, same variety
- Phlox- 3 flower stems, same variety
- Queens Anne's Lace - 3 flower stems, same variety
- Wild Bergamont/Bee Balm- 3 flower stems, same variety
- Wild Black-eyed Susans - 3 flower stems, same variety
- Wild Chicory - 3 flower stems, same variety
- Pollinator Bouquet – assemble a bouquet consisting of 3-9 pollinator varieties **listed above**, any height. Each variety included in the bouquet should be an exhibit of 3 flower stems.
- America 250 Pollinator Bouquet** – assemble a Red, White & Blue (or purple) bouquet consisting of 3-9 pollinator varieties **listed above**, any height. **Decoration is allowed for this class to Celebrate America 250.** Each variety included in the bouquet should be an exhibit of 3 flower stems



Premiums for Vegetable (VEG) – Herb (HER) – Fruit (FRU) – Garlic (GAR) – Pollinators (POL)	
Excellent	\$3.00 & blue ribbon
Very Good	\$2.00 & red ribbon
Good	\$1.00 & yellow ribbon
Best in Show	Additional \$1.00 & rosette
Grand Champion Exhibitor for Sections: VEG-HER-FRU-GAR-POL	\$15.00 & rosette
Beverly Post Memorial Award - Awarded for VEG (Classes 1-25) in the event of a tie, the tie will be broken as percentage of EX vs # of entries	VEG Section only - \$10.00 & rosette to top three (3) exhibitors receiving the most excellents
International Year of the Woman Farmer - Awarded for VEG (Classes 1-25) in the event of a tie, the tie will be broken as percentage of EX vs # of entries	VEG Section only - \$10.00 & rosette to top three (3) woman exhibitors receiving the most excellents

Section CHI – Children’s Division Entry is open to children through the age of 13.

There is NO entry fee for this class. (See premium table below)

Class number with description

1. Beans – bush or pole, any color – 10 pods constitute one exhibit
2. Cucumbers – slicing or pickling - 3 specimens
3. Tomatoes – standard round or beefsteak - 3 specimens (green tomatoes are ok)
4. Cherry, Grape or Plum Tomatoes:
Cherry or grape: submit 3 clusters,
Plum: 3 clusters OR 3 individual specimens (see rule # 18)
5. Squash - summer, winter, zucchini, any color – 1 specimen
6. Peppers - sweet, hot or frying, any color – 3 specimens
7. Other Vegetable – any other vegetable not listed in CHI 1-6 (Limit of 5 entries in this category). May include classes listed in the VEG or GAR section. For guidance, please enter the number of specimens listed in the VEG & GAR sections.
8. Other Herb – limited to the following herbs:
Three stems constitute one exhibit unless specified otherwise
Herbs are to be a **minimum of 3”** and a **maximum of 12”** in height unless otherwise specified
 - **Basil** – sweet green or any other variety – **3 stems, no roots or flowers**
 - **Chives** - 8 – 12 stems – **stems may have more than 1 leaf**
 - **Dill** - 3 seed heads, * *may have open flowers* - maximum height up to 24”
 - **Mint** – green types or any other variety – **3 stems, no roots or flowers**
 - **Parsley** – *may be curly or flat leaf variety* – **3 stems, no roots or flowers**

Premiums for Children’s (CHI)	
Excellent	\$3.00 & blue ribbon
Very Good	\$2.00 & red ribbon
Good	\$1.00 & yellow ribbon
Best in Show for each class	Additional \$1.00 & rosette
Grand Champion CHI (classes 1-8)	\$5.00 & rosette


Section CHB – Children’s Division Baskets & Sculptures Entry is open to children through the age of 13.

There is NO entry fee for this class. (See premium table below)

All Exhibits are to be the work of the child entering and assembled at home and brought into the fair on Friday, July 31st (4pm to 8pm) or Saturday, August 1st (7am to 10am)

Class number with description

Veggie Sculptures - let your imagination grow wild and construct a sculpture using all vegetable components. The sculpture must contain at least 3 different vegetables. So, get your creative hat on; Make a sculpture with potatoes, carrots, peppers, tomatoes, green beans, onions, eggplant, garlic, cucumbers, or any other vegetable, fruit or herb needed to complete your veggie creature. *Using toothpicks, small bamboo sticks, or other suitable materials can be a great way to connect parts together.*

1. **Veggie Sculpture (up to age 6)**
2. **Veggie Sculpture (ages 7-13)**
3. **What’s for Dinner Basket** – Your choice of what is bountiful in the garden and ready for dinner. Display what is from the garden to your plate with at least 3 or more different varieties of vegetables, *attractively displayed* in any sized basket. **You should include a card with a list of the vegetables you are including in your basket.**
4. **Decorative Wagon** (any age through the age of 13) — Decorate a children’s style pull-along wagon to  Commemorate America’s 250th Birthday. **You may include vegetables in your wagon, but they are not required.**





Premiums for Children’s Basket (CHB) Section	
Excellent	\$10.00 & blue ribbon
Very Good	\$5.00 & red ribbon
Good	\$3.00 & yellow ribbon
Best in Show each class in CHB (classes 1-4)	\$5.00 & rosette

Section BAS – Baskets

- Note: Herbs will be deemed culinary or not culinary at the judge's discretion. Any disputes will be referred to online herb references available. If any reference notes the variety is not a culinary herb or its main use is for medicinal purposes, the entry will be disqualified.

Class number with description

- Herb Garden – 5 or more different varieties** of culinary herbs labeled; The herbs must be rooted in a Strawberry Pot and possess “root integrity”. The Strawberry Pot must have multiple pockets and terracotta pots are preferred. Inclusion of nonculinary herbs will be cause for disqualification. Pot Size and number of pockets at exhibitor's discretion, but more than 5 varieties will move you to the Large Herb Garden class. No Plastic Pots without pockets. *Include a saucer to allow us to easily water your herb garden during the fair.*
- What's for Dinner Basket** – Fresh from the garden to your plate with at least 5 or more different varieties of  vegetables, **labeled and attractively displayed** in a basket – 3 specimens of each variety (except large vegetables such as cabbage and eggplant or melon etc. 1 specimen is acceptable). Showing us what's fresh from the garden tonight, your choice of what is bountiful in the garden and ready for dinner. **You MUST provide a list of varieties in your basket or display a small tag by each specimen. This year – Add some decoration to Celebrate America's 250th Birthday!** Just remember it should not overpower the display of vegetables.
- “Creative Container” Small Space Garden 5 or more different varieties:** Show us your creative side by entering a garden planted in a “creative” container. Garden should **contain 5 or more** edible Vegetable varieties and/ or Herbs. **A minimum of 5 different varieties** must be included. We want to see **unusual containers** for this class. Think outside of the box, such as don't use terracotta pots, barrels or boxes that would be typical for planting flowers or veggies. **Label your entries with either a card indicating what vegetables/herbs are included in the display or small tags by each specimen.**
- Adult Veggie Creature** - let your imagination grow wild and construct a sculpture using all vegetable components. The sculpture must contain at least **5** different vegetables. So, get your creative hat on; Make a sculpture with potatoes, carrots, peppers, tomatoes, green beans, onions, eggplant, garlic, cucumbers, or any other vegetable, fruit or herb needed to complete your veggie creature.  *Using toothpicks, small bamboo sticks, or other suitable materials can be a great way to connect parts together.*

Exhibitors are limited to entering 1 entry per class for the BAS Section; you may enter in all 4 classes. There will be People's Choice Voting for the Creative Container Small Space Gardens

Premiums for Basket (BAS) Section	
Excellent	\$20.00 & blue ribbon
Very Good	\$15.00 & red ribbon
Good	\$10.00 & yellow ribbon
Best in Show for each class above	\$15.00 & rosette

Section ZUC - Great New Jersey Zucchini Contest

Sponsored by the Phillips Family in memory of Jane Phillips

Largest zucchini by weight

Rules

- Entry is open to anyone who wishes to participate.
- Preregistration is encouraged but not required.
- There will be an entry fee of **\$3.00 per zucchini**
- Zucchini must be grown by the exhibitor.
- Zucchini must be presented for entry at the greenhouse on Friday, July 31st 4:00 pm to 8:00 pm or Saturday, August 1st 7:00 am to 10:00 am. Remember zucchini lose weight through moisture evaporation after they are picked.
- Weighing will take place during entry.
- Zucchini are to remain on display through Sunday, August 9th. Exhibits, ribbons and premiums may be claimed on **Sunday, August 9th between 10:00 am to 12:00 noon and are not to be removed prior to this time or the premium will be forfeited.**

Class number with description

1. Great Zucchini – judged by weight not size

Premiums for Great NJ Zucchini (ZUC) Contest	
1 st Place by weight	\$15.00
2 nd Place by weight	\$10.00
3 rd Place by weight	\$5.00
All others	Participation ribbon

Section SCA - Scarecrow Contest

Rules and Information

- a. The Scarecrow Contest is open to families and organized groups.
- b. Entries for this contest **must** be pre-registered and must be received by **July 1st**.
- c. There will be an **entry fee of \$3.00 per scarecrow entry**. Entry fee must be included with the entry form. Make checks payable to New Jersey State Fair, Agriculture Division.
- d. Scarecrows are to be dressed and accessorized to illustrate the theme listed below.
- e. Scarecrows will be constructed at the greenhouse at the fairgrounds on **Friday, July 31st from 6:00 – 8:00 pm** OR on **Saturday, August 1st from 10 am – 2 pm** and will be judged Sunday, August 2nd.
- f. Scarecrows will remain on display through Sunday, August 9th. Premiums, ribbons, and scarecrows may be claimed on **Sunday, August 9th between 10:00 am – 12:00 noon** and must be claimed by 12:00 noon or scarecrows will be dismantled, and premium will be forfeited unless prior arrangements are made for delivery of premiums.
- g. A wooden stake and two bales of straw for both stuffing and support of the stake will be provided for each Traditional scarecrow entry (Class 1). The exhibitor must provide clothing and all other accessories. The use of props and/or accessories to carry out the theme is encouraged. **** All stakes provided by the Vegetable Show Committee must be returned intact and without alteration or premium will be forfeited.**
- h. Sculptured Scarecrows entries will be provided with 2 bales of straw if needed.
- i. All scarecrows must use straw as a major component.
- j. Scarecrows will be judged for both quality of construction and use of the theme and
- k. **All Scarecrows will be eligible for the People's Choice Scarecrow Rosette.** Voting for People's Choice will begin following judging on August 2nd via Text Message (votes will be limited to avoid "overvoting").

THEME: America 250 – enter your scarecrow as a **Founding Father or Founding Mother** (Examples: George Washington,



Thomas Jefferson, Benjamin Franklin, Abigail Adams, Betsy Ross, Phyllis Wheatley, Molly Pitcher) **or a Continental Soldier or Sailor.**

Class number with description

1. **Traditional Scarecrow** – Scarecrow must be on a wooden frame & must include a horizontal bar (wood cross frame or a frame of any material that makes a cross).
2. **Non-Traditional (Sculptured) Scarecrow** - A non-traditional scarecrow made with items such as chicken wire, hay bales, paper mâché – “anything goes”!!

Premiums for Scarecrow (SCA) Contest	
1 st Place	\$20.00 & blue rosette
2 nd Place	\$15.00 & red rosette
3 rd Place	\$10.00 & yellow rosette
Honorable Mention	White Rosette

2026 Vegetable Show Events in the greenhouse

Saturday August 2 nd through Friday August 8 th Scarecrow Contest and People's Choice Voting for Scarecrows & Creative Container Small Space Gardens	Vote for your favorite Scarecrows & Creative Container Small Space Gardens for the People's Choice Awards. Voting will run from Saturday August 2 nd after 5 pm through Friday August 8 th at 9 pm. <i>People's Choice Rosette will be awarded Saturday following tallying of the votes.</i> Vote via: Text message (limited to 5 votes/phone number)
Scarecrow Photo Op	Come into the greenhouse and take a photo with any or all the scarecrows that have been constructed for the Scarecrow Contest. Starting Saturday August 2 nd after 4 pm to the end of the fair.
Tuesday - Thursday 6 pm – 7 pm	<i>on the spot</i> Contest - How well can you Judge?
Tuesday – August 4 th Children's Day	Fun activities will be run during the day in the greenhouse.

OPEN VEGETABLE SHOW CALENDAR 2026



July 10 th	Friday July 31 Sussex County Day	Saturday August 1
This is the deadline for the entry form with PAYMENT to be received by the fair office for a FREE pass to the fair to be provided. Early online entry forms are available. Remember when mailing the online entry form, the payment must be received by the Fair Office by July 10th .	Open Vegetable Show Exhibit Entry 4 pm - 8 pm Scarecrow Entry-Construction of Exhibits 6 pm – 8 pm	Open Vegetable Show Exhibit Entry 7 am - 10 am Scarecrow Entry-Construction of Exhibits 10 am - 2 pm

Sunday August 2	Monday August 3 Green Day	Tuesday August 4 Children's Day	Wednesday August 5 America 250 Day	Thursday August 6 Senior Day	Friday August 7	Saturday August 8 Golden Anniversary
Open Vegetable Show Judging prior to start of fair admission		Fun activities in the greenhouse On the Spot Contest 6-7 pm <i>on the spot</i>	On the Spot Contest 6-7 pm <i>on the spot</i>	On the Spot Contest 6-7 pm <i>on the spot</i>	Open Vegetable Show People's Choice voting ends @ 10 pm	All Open Vegetable Show entries MUST remain on display to SUNDAY 8/10

Connect with Us

Facebook <https://www.facebook.com/veggieshow/>

Email veggieshowsussex@gmail.com

Website <https://www.eieiosussex.com>

Phone 973.327.3552



Sunday
August 9

Open Vegetable Show Pick up Exhibits & Premiums
10:00 am - 12 noon

- The main characteristics a judge evaluates in each exhibit are **quality, condition, uniformity and typical of variety.**

HELPFUL HINTS - When evaluating your vegetable exhibit at the fair, the judge will consider the following elements. It is good to keep this in mind when selecting your exhibits.	Blue Excellent	Red Very Good	Yellow Good
Quality - Vegetables should be at peak market or table maturity. Choose specimens you would select for eating rather than the largest ones in your garden. The vegetable show is not a size contest, nor do you want to choose specimens that are too immature or overripe. One exception to this rule is tomatoes, which are perfectly fine to enter when they are green. Most herbs are past peak when they have flowered, so it is better to select stems that have healthy leaves but no flowers. ¹	Only very minor defects in appearance, if any. Considered in “prime” eating condition.	Slight defects in appearance.	Definite defects in appearance.
Condition - Your exhibits should be clean, have no cuts or bruises, and be free of insect damage and disease. Wiping with a soft cloth is usually all that is necessary for cleaning exhibits.	Best for market size & quality. There should be no defective or unusable areas/parts. No signs of mishandling	Good size & quality for market. Contains some defective or unusable areas/parts. Only slight mishandling of the specimens is noted.	Below market standards. Contains a number of defective or unusable areas/parts. Mishandling of the specimens in the exhibit, such as bumps, knife slices, digs, etc.
Uniformity - All specimens composing a single entry should be as similar as possible in size, shape, maturity, and color. For example, do not mix red and green tomatoes even though they are the same variety.	Uniform shape, color & degree of maturity for each specimen in the exhibit.	Slightly detectable variation in shape, color or degree of maturity of the specimens	Noticeable variation in shape, color or degree of maturity
Typical of variety -Trueness to Type- Each exhibit will be judged against the standard for that type of vegetable/herb. For example, sweet peppers and hot peppers have different characteristics. Your exhibit should match the ideal characteristics of its variety.	True to variety characteristics.	The specimens in the exhibit are not typical for the variety listed on the entry form.	Not typical for the variety. It may be too large or too small for the variety listed. Varieties should not be mixed in one exhibit

Conformity to Rules: Be familiar with and pay attention to the rules and the criteria for the classes you are entering. Be sure to include the correct number of specimens for each exhibit as having too few or too many specimens will result in disqualification.

Don't forget to include the variety name on the entry form.

¹ – With the *exceptions of bergamot, dill, and lavender*, there should be **no open flowers** on herbs; flower buds are ok

Comprehensive Guidance Document available online at: <https://www.eieiosussex.com/guidance>